



### BENEFITS



#### FISH

- PROTECTS 90% OF NATIVE FISH.
- 3.5 NATIVE FISH PROTECTED PER MEGALITRE (ML) OF WATER.



#### FARMS

- EFFECTIVELY ELIMINATES DEBRIS.
- SAVES ENERGY, LABOUR AND REPAIRS (OVER \$500,000/YR ON LARGE FARMS).



#### COMMUNITIES

- \$193 IN PUBLIC BENEFITS FOR EVERY ML OF WATER THROUGH SCREENS.
- IMPROVED RECREATIONAL FISHING AND RIVER HEALTH.

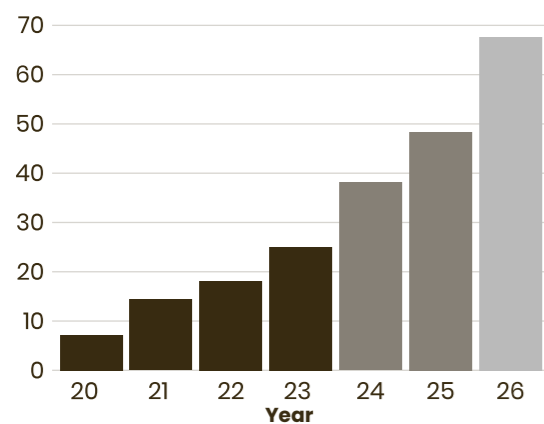


#### ECONOMIES

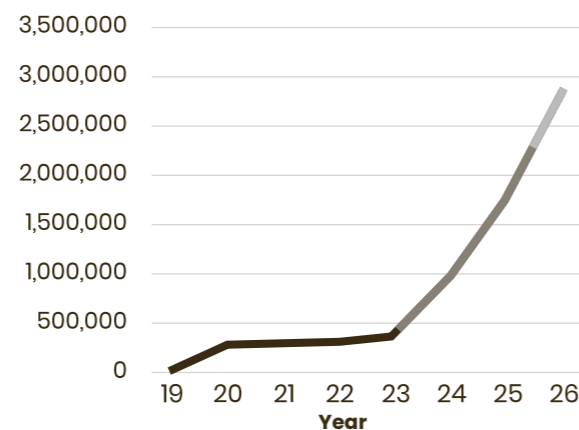
- \$4 RETURNED FOR EVERY \$1 INVESTED.
- ONE SITE CAN INVOLVE 67 EMPLOYEES IN REGIONAL BUSINESSES.
- EACH \$1M INVESTED CREATES 5 JOBS IN REGIONAL MANUFACTURING.

### PROGRESS

TOTAL SITES SCREENED



NATIVE FISH PROTECTED PER YEAR



25 SITES SCREENED TO DATE, PROTECTING 360,000 NATIVE FISH ANNUALLY AND DELIVERING UP TO 1,145 ML/d OF CLEANER WATER TO SERVICE >22,000ha OF AGRICULTURE.

■ Installed ■ Funded and underway ■ Expressions of Interest received, further funding required

### PRIORITIES

#### ACTION

Identify high-priority sites.

#### AFFORDABILITY

Help manufacturers innovate.

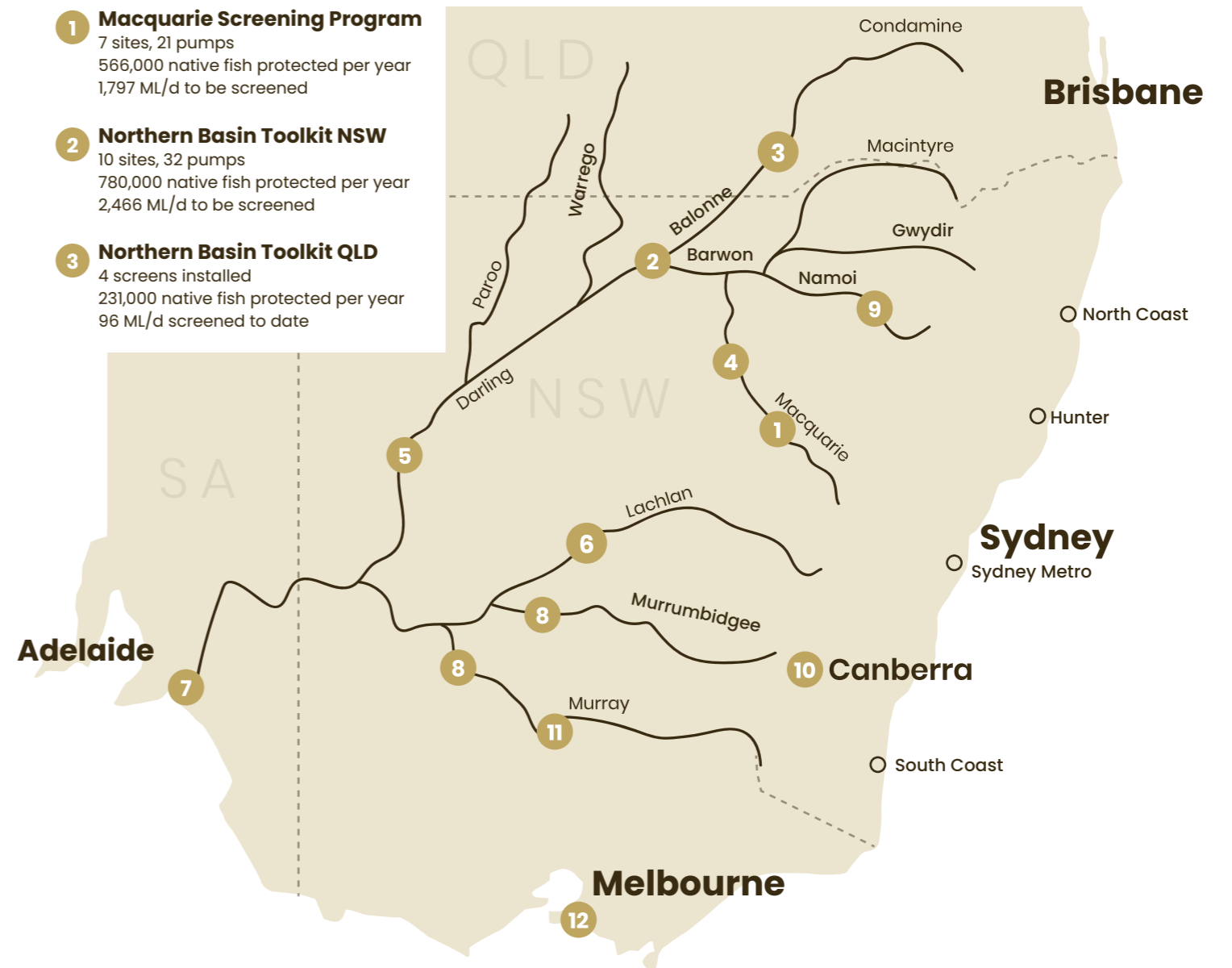
#### ACCEPTANCE

Encourage industry stewardship.

#### ADVANCEMENTS

Continue supporting adoption.

### PROJECTS



#### 1 Macquarie Screening Program

7 sites, 21 pumps  
566,000 native fish protected per year  
1,797 ML/d to be screened

#### 2 Northern Basin Toolkit NSW

10 sites, 32 pumps  
780,000 native fish protected per year  
2,466 ML/d to be screened

#### 3 Northern Basin Toolkit QLD

4 screens installed  
231,000 native fish protected per year  
96 ML/d screened to date

#### 4 The Trangie-Nevertire Irrigation Scheme

252,000 native fish protected per year  
800 ML/d screened  
\$3000 savings per month

#### 5 Fish Screens Australia and Local Land Services

19 sites across western NSW  
48,000 native fish protected per year  
156 ML/d screened

#### 6 Fish Screens for the Lachlan River

\$1.1m Commonwealth investment  
Expressions of Interest received

#### 7 South Australia

Research & prioritisation

#### 8 Southern Screens

Assessment of gravity-fed diversions underway

#### 9 Namoi Screening

Assessment of opportunities underway

#### 10 ACT

2 screens installed

#### 11 Cohuna Diversion

Protecting 98% of native fish  
Reducing debris from 19 to 0.14 kg/hr

#### 12 Victoria

Research & prioritisation

#### Community Consultation